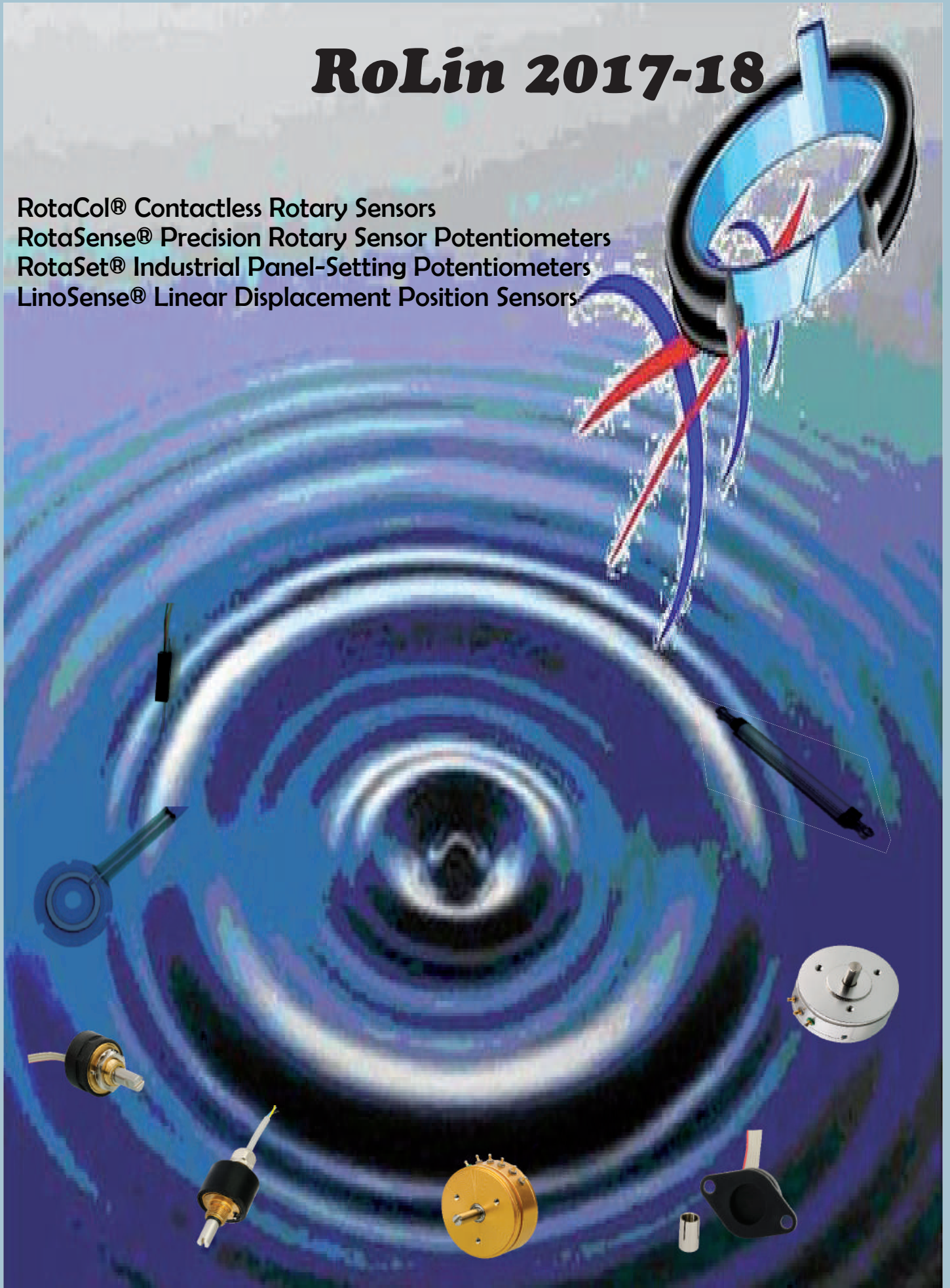


# RoLin 2017-18

RotaCol® Contactless Rotary Sensors  
RotaSense® Precision Rotary Sensor Potentiometers  
RotaSet® Industrial Panel-Setting Potentiometers  
LinoSense® Linear Displacement Position Sensors



# RotaCol® Contactless Hall Rotary Sensors + Encoders

Contactless magnetic rotary sensors replace more and more optical encoders and precision potentiometers. Software instead of hardware provide together with state of art (modern) semiconductors with integrated RISC processor a large variety of standard and customized output signals for position control feedback applications and any conversion of a rotary movement into an electrical signal.

## RotaCol® Multi-Interface

Our RotaCol sensors are available with a variety of integrated interfaces. The main advantage is that it offers inbuilt interfaces for the end user. The following interfaces are available with Analog, Incremental, Absolute digital SPI and SSI. A new series using additionally an intelligent controller which provide also I<sup>2</sup>C & single wire are in preparation. Maximum mechanical speed data depends on the type of bearing. Electrical speed data are different for each interface and depends on Update rate. Generally the Update rate in Analog ~ 1 milli sec (1 KHz), Incremental ~ 10 KHz, SPI ~ 5 KHz, SSI ~ 10 KHz. If the resolution is 1° then the maximum speed because of electrical reason is as follows ; Analog ~ 160 rpm, Incremental ~ 1600 rpm, SPI ~ 800 rpm, SSI ~ 1600 rpm.

## Analog Interface

At the output of sensor a variable voltage or variable current is provided proportionally to the position of shaft / axis over a complete angle range of 360° or a subrange. The contactless sensor electronic guarantees a steady signal level and a low linearity error of ± 0.3%. Supply voltages of 5VDC ± 10% ; 9 - 30 VDC & 15 - 30 VDC and output signals of 0 - 5VDC (ratiometric) ; 0 - 5VDC ; 0 -10VDC; 0 - 20 mA & 4 - 20 mA are provided. A pulse width modulation (PWM) signal can be generated by the analog interface.

## Incremental Interface A - B - Z

A and B are quadrature signals, shifted by 90° and signal Z is a reference mark. One revolution generates N pulses of signal A or B. The reference mark signal is produced once per revolution. The width of the Z pulse is 1/4<sup>th</sup> of quadrature signal period and is matched with A high and B high. The optical incremental encoders can be directly replaced by magnetic incremental encoders. They provide additional features and can much easier be adjusted to customer requirements. Contrary to optical incremental encoders the RotaCol series provides an absolute sensor information by counting the number of pulses which matches with the actual absolute angle. Everything between 2 to 128 ppr is already now software programmable. Higher resolution upto 2048 ppr software programmable will be available soon.

## SPI Interface

The Serial Peripheral Interface (SPI) is a bus system for a serial synchronous data transmission between different integrated circuits. The bus consists of 3 lines MOSI (Master Out --> Slave In), MISO (Master In <-- Slave Out), SCLK - (Serial Clock, output from master) and SS - Slave Select (active low; output from master). By these signal lines the master selects the slave for communication. This is done because the master sets the SS line from high to low. The angular informations are calculated all 350µs and are available for the master on demand. There is no fixed protocol for the SPI bus. Nevertheless many microcontroller IC's have a SPI input. By programming this microcontroller IC many SPI suitable sensors can be managed by one microcontroller.

## SSI Interface

With the SSI interface the absolute angular position is provided serially and synchronous to a receiving electronic which has an input (PLC indicator etc.). The main advantage of the SSI interface is that long cable distances can be overcome by very few data lines. The actual angle of position is provided in 2 byte WORD Grey code with 12 bit over 360°. The receiving electronic provides pulse sequences and thus determines the transmission rate. With the first following signal of the pulse sequence the angular position is detected and kept. The following rising ramps control the bit-wise transmission of the data word. After a small pause a new angular value can be transmitted.

## RotaSet® - Setting Potentiometers RotaSense® - Rotary Position Sensors

RotaSet® includes rotary manual setting devices and rotary position sensors for simple applications. Being very economical they meet industrial requirements without having exaggerated specifications. Single turn and multiturn potentiometers of the RotaSet family use proven designs and in most cases they meet industrial standards. In spite of new developments, these components are still required because they offer best price performance ratio for standard applications. Wirewound RotaSet potentiometers are very suitable for applications with higher wiper current and special resistance values. RotaSet conductive plastic potentiometers are mainly used for position control applications. Carboplast formulation for resistance element offers a good operating life. They are very suitable for low current applications. For applications where shock and vibration exist or special interfaces other than ohms are required our RotaCol contactless Hall position sensors are recommended.

RotaSense® precision servo potentiometers correspond fully to international standards. They are used for rotary position feedback applications where a very long rotational life is required. Metal housings with ball bearings and stainless steel shafts, combined with excellent electrical data, make it suitable for any automation and control application. They meet international standardised dimensions. Generally all standard types without modifications in standard resistance values are available.

All technical data have been established under laboratory conditions with great care and are for information only. As a guideline international standard IEC 60393 has been used. Because of different conditions properties cannot be assured and every user has to ensure by himself that the product as it is, is suitable for his applications. No responsibility for any damages is assumed. Data can be changed without notice.

## Electrical Options For Analog Versions For Rotacol® Series

### Non-effective Electrical Angle (PE1) - Delta 1/2

By default the electrical angle is 360°. With this option if the electrical effective angle is programmed smaller than 360°, the remaining electrical non-effective angle is divided in two equal parts : high level & low level - Delta 1/2 (Price Adder).

### Low level (PE2)

If the electrical effective angle is programmed smaller than 360°, after reaching the maximum, the signal level falls to low level (Price Adder).

### High level (PE3)

If the electrical angle is programmed smaller than 360°, the signal level remains high after reaching the full level (Price Adder).

### Variable level (PE4)

If the electrical angle is programmed smaller than 360°, remaining electrical non effective angle can be divided into high and low level in any ratio according to customer request (Price Adder).

### Direction of Rotation (CW/CCW)

By default the direction of rotation is clockwise (CW). With this option it is also possible to change the direction from clockwise (CW) to counter clockwise (CCW - Price Adder).

### Zero point Programming (POZ)

Mechanical zero point is aligned with marking on the sensor housing. Electrical zero point can be aligned to mechanical zero point. Zero point can be programmed at any offset (Price Adder).

### Center Point Programming (POC)

Effective electrical angle is aligned with the mechanical zero point in such a way that equal effective angles in both rotating directions are achieved. Center point can be programmed at any offset (Price Adder).

### Multi Point Programming (POM)

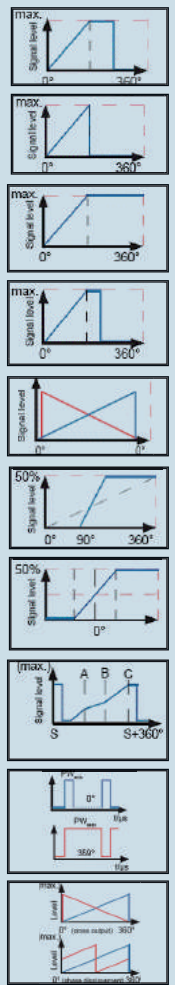
Output characteristics : 3 to 6 rising or falling linear segments. Minimum and maximum signal level can be defined within the total electrical angle. First and last linear segment (min./max.) is always horizontal 1 to 3 setable calibration points (Price Adder).

### Pulse Width Modulation (PWM)

PWM provides a constant carrier frequency which defines high to low ratio. The ratio between high & low corresponds to the signal characteristics. It is in a fixed relation to the angle. Generally, for further signal processing, no A/D converter is required because many microcontrollers already have PWM input (Valid only for 0505 output) (Price Adder).

### 2 Channel Redundant Output (2C)

This is realized by a Hall sensor chip consisting of 2 galvanically separated sensing elements. One magnet provides a magnetic field simultaneously for both elements. Both elements can be programmed identically, or channel 2 can also be programmed independently from channel 1. Valid only for 0505, DC05 and 2410 outputs ( See separate type in the Price List ).



## Electrical Options For Incremental Versions For Rotacol® Series

Number of Pulses & Direction (XXX CW/CCW)	Start Up Performance	Zero Positioning (POZ)
As a unique feature any number of pulses from 2 - 128 pulses per revolution (ppr) can be programmed in a 3 channel configuration. Above 128 ppr the following resolutions are possible as standard option: 256, 512, 1024 ppr (in preparation 2048 ppr). <b>Default is 1024 ppr. The default direction of rotation is clockwise (CW).</b> With this option it is also possible to change direction from clockwise(CW) to counter clockwise (CCW - Price Adder).	In the basic default version, when the sensor is switched on, first the output A-B pulses are received only if the shaft rotates. After reaching the Z pulse it is used for resetting the counter (identical to optical encoders). In this option, when the electronic is switched on, the A and B output pulses are received automatically till the Z pulse is reached. Then the counter can be reset without rotating the shaft. From his point, the A, B and Z outputs are received corresponding to the shaft rotation (Price Adder).	It is possible to position the Z Pulse in line with the marking on the shaft and the bushing. Also any offset to this marking is possible (Price Adder).
Z Pulse	Push Pull Function (POP)	Inverted Signal (POI)
A counter which is connected to the sensor is reset once per revolution by the Z - pulse. Within one rotation a simulation of non-true power on encoder is possible. In the default type the counter is reset manually (Price Adder).	In an open collector mode the driver current is limited by pull up resistor. In push-pull mode the driver current goes up to 300 mA. Longer distances and faster switching are possible (Only for Diamondline) (Price Adder).	The channels A and B can be inverted or not inverted independent of each other. The default type is not inverted (Price Adder).

## Electrical Options For SPI / SSI Versions For Rotacol® Series

Zero Point Programming (POZ)	Direction of Rotation (CW / CCW)	2 Channel Output (2C)
The electrical zero point is at the beginning of the signal rise. If a shaft marking is brought in line with the housing marking, the electrical zero point can be set to that position. Beside that, it is also possible to position the zero point at any position within the mechanical angle. In any case it is necessary to have a reference to the shaft marking (Price Adder).	<b>The default direction of rotation is clockwise (CW).</b> It is also possible to change the direction of turning to counter clockwise mode (CCW - Price Adder).	The sensor provides 2 operating modes: 1) Redundancy i.e. channel one and channel two are identical. If one channel fails the other channel remains active. 2) It is also possible to have 2 different programs in the 2 channels. For this, additional functions can be obtained. (Valid for SPI version) (See separate type in the Price List).



## Standard And Customized Mechanical Options And Accessories

### Standard Mechanical Options (SM)

Standard mechanical options (SM) = Deviation from list price version. All RotaCol and Megauto products are manufactured in batch production. If premanufactured components or changed processes can be used, no minimum quantity orders apply. A surcharge as adder according to the list price is applicable.

### Customized Mechanical Options (CM) (Price Adder)

If special parts are not in stock, or no standard process can be changed, a MOQ (Minimum Order Quantity) and surcharge applies.

Type / Series	Standard Mechanical Options (Price Adder)	Customized Mechanical Options
22/28 ERCB	Low / High torque (no bearings) ; Endstop at 90°, 180°, 270°, 320°	Special shaft length ; Special cable
25 / 30 RS B	Low / High torque (no bearings) ; Endstop at 90°, 180°, 270°, 320°	Special shaft length ; Special endstop angle
22 M/Z SL RCB	Low torque (LT) ; High torque (HT)	Special shaft length
22 M/Z SL RCBB	OCTA, OCTR [OCG, OCM (Larger housing dia of 25 mm - see 25 RSB)]	Special shaft length
22 M/Z SL RCS	OCTA, OCTR [OCG, OCM (Larger housing dia of 25 mm - see 25 RSB)]	Special shaft length
36 M/Z SL RCS	Cable gland (OCG) ; Terminal block (OCT) ; Miniature connector (OCM)	Special shaft length and shape ; Special cable
50 MSL RCS	Cable gland (OCG) ; Terminal block (OCT) ; Miniature connector (OCM)	Special shaft length and shape ; Special cable
40 DRCW	Cable gland (OCG) ; Terminal block (OCT) ; Miniature connector (OCM)	Special Connector ; Special cable
50 DRCW	Cable gland (OCG) ; Terminal block (OCT) ; Miniature connector (OCM)	Special Connector ; Special cable
58 DRCW	Cable gland (OCG) ; Terminal block (OCT) ; Miniature connector (OCM)	Special Connector ; Special cable
58 DRCS	Cable gland (OCG) ; Terminal block (OCT) ; Miniature connector (OCM)	Special Connector ; Special cable

## Interconnections

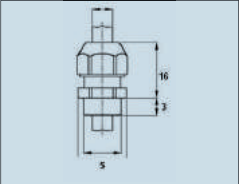
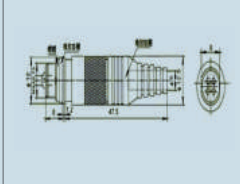
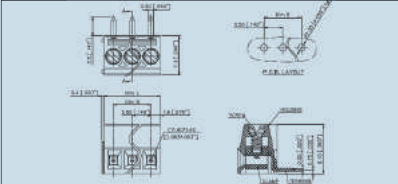
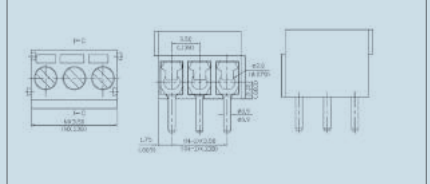
In order to make the assembly for our customer as easy as possible, we have created certain interconnections possibilities for different series.

### Default Interconnections (No surcharge) - Standard Version

- 22 / 28 ERC (B) (F) (K) 3,5,6 core flat cable 0.15 m. (**Ecoline** ERC 22/28 mm  $\varnothing$  with bush, flange, kit)
- 25 / 30 RS (B) (F) (K) - Cable gland, miniature connector, terminal block axial & radial (**Ecoline** speed connect 25/30 mm  $\varnothing$  with bush, flange, kit)
- 22 M/Z SL RCB / 22 M/Z SL RCBB - 3, 5, 6 core flat cable 0.15 m. (**Silverline** 22 mm  $\varnothing$  Bush mounting with sleeve or 1 ball bearing)
- 22 M/Z SL RCS - 3,5,6 core flat cable 0.15 m. (**Silverline** 22 mm  $\varnothing$  Servomount)
- 36 M/Z SL RCS - 3,5,6 Pins in metal housing. (**Silverline** 36 mm  $\varnothing$  Servomount)
- 50 MSL RCS - 3,5,6 Pins in metal housing. (**Silverline** 50 mm  $\varnothing$  Servomount)
- 40 DRCW - 3,5,6 core round cable 2.5 m. (**Diamondline** 40 mm  $\varnothing$  Screw Flange mount)
- 50 DRCW - 3,5,6 core round cable 2.5 m. (**Diamondline** 50 mm  $\varnothing$  Screw Flange mount)
- 58 DRCW - 3,5,6 core round cable 2.5 m. (**Diamondline** 58 mm  $\varnothing$  Clamping Flange mount)
- 58 DRCS - 3,5,6 core round cable 2.5 m. (**Diamondline** 58 mm  $\varnothing$  Servo Flange mount)

### Other standard SPEED CONNECT Interconnections (With Surcharge)

In the following drawings only the interconnections themselves are shown, with dimensions

Cable gland (OCG)	Miniature connector (OCM)	Terminal block - Axial - (OCTA) Wires leaving axial to shaft axis	Terminal block Radial - (OCTR) Wires leaving radial to shaft axis
3,5,6 core cable of 1 m length according to interface	3,5,6 pin in integrated socket with plug according to interface	3,5,6 sockets according to interface	3,5,6 sockets according to interface
			

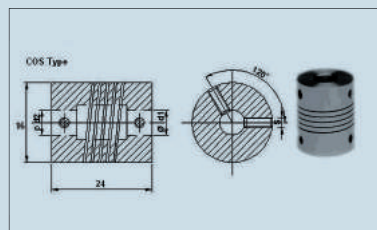
Note: The speed connect surcharge is not applicable for 25/30 **Ecoline** RS series. They are available in all interconnections such as cable gland(OCG),miniature connector (OCM), terminal block axial (OCTA) & radial (OCTR).(Refer the Price List).

## Accessories - Spiral Couplings

Whenever the shafts of the sensors are available only in metric (mm) or radial force is expected on the shaft, we recommend our precision machined metal spiral couplings with set screws or clamp fixing. There are two dimensions in stock. One side for 6 mm dia shaft and other side either 1/4th inch or 1/8 inch shaft dia. These can be used to connect metric and non-metric devices. All **Silverline** - RotaCol sensors are as a standard also available with non-metric (inch) shafts.

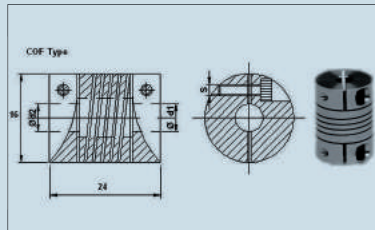
### COS Type

Set Screw Fitting  
6 mm (d1) - 1/4" (d2)  
6 mm (d1) - 1/8" (d2)



### COF Type

Flange Clamping  
6 mm (d1) - 1/4" (d2)  
6 mm (d1) - 1/8" (d2)




# RotaCol® *Ecoline* 22 / 28 Ø ERC & 25 / 30 Ø SPEED CONNECT RS Series

## Bushing (B) / Flange (F) / No Shaft Flange (K)

RotaCol® *Ecoline* ERC is a very economical **Multi-Interface** precision contactless rotary position sensors range available in plastic housings with 22 & 28 mm housing diameter. Also RotaCol RS SPEED CONNECT series is available in 25 & 30 mm housing diameter in multi interface. **Multi-Interface** involves Analog, PWM, Incremental, SPI, SSI. The ERC series has flat cable as default interconnection. The Mounting is possible by single hole bushing (B), flange with 2 screws (F), no shaft with 2 screws flange (K). For interconnection in ***Ecoline* RS SPEED CONNECT**; \*Cable gland (OCG), Miniature connector (OCM), Terminal block axial (OCTA), Terminal block radial (OCTR) are available (details see page 4). **All interfaces have different prices.** Because of the wide variety of mechanical & electrical options it is possible to use them in almost any automation and control application where rotary angular sensing is required.

### 22 / 28 ERCB




Interconnection - Flat cable  
Detailed Datasheet :  
[www.rotacol.info/22aercb.pdf](http://www.rotacol.info/22aercb.pdf)  
[www.rotacol.info/22iercb.pdf](http://www.rotacol.info/22iercb.pdf)  
[www.rotacol.info/22percb.pdf](http://www.rotacol.info/22percb.pdf)  
[www.rotacol.info/22yercb.pdf](http://www.rotacol.info/22yercb.pdf)  
[www.rotacol.info/28aercb.pdf](http://www.rotacol.info/28aercb.pdf)  
[www.rotacol.info/28iercb.pdf](http://www.rotacol.info/28iercb.pdf)  
[www.rotacol.info/28percb.pdf](http://www.rotacol.info/28percb.pdf)  
[www.rotacol.info/28yercb.pdf](http://www.rotacol.info/28yercb.pdf)

### Bush Version : 22 / 28 mm Ø ERC Rotary Position Sensor 25 / 30 Ø - RS SPEED CONNECT (OCG-OCM-OCTR-OCTA)


Version	Analog (A)	Incremental (I)	SPI (P)	SSI (Y)
Type	22 / 28 A ERCB 25 / 30 A RSB <i>*OCG/OCM/OCTA/OCTR</i>	22 / 28 I ERCB 25 / 30 I RSB <i>*OCG/OCM/OCTA/OCTR</i>	22 / 28 P ERCB 25 / 30 P RSB <i>*OCG/OCM/OCTA/OCTR</i>	22 / 28 Y ERCB 25 / 30 Y RSB <i>*OCG/OCM/OCTA/OCTR</i>
Electrical angle	20°-360° in 1° steps programmable (standard 360°)	2 to 128, 256, 512, (1024 ppr. std)	0 - 360°	0 - 360°
Supply voltage	5V±10% / 9-30 VDC / 15-30 VDC	5V±10% / 9-30 VDC	5V ± 10%	5V±10%/9-30 VDC
Output signal	0505/0505-2C; 2410/2410- 2C 0 - 20mA ; 4 - 20 mA PWM	5V TTL; 5V / 24V Open collector	Absolute SPI	5V / 24V SSI
Resolution	4096 steps (12 bit)	4096 steps (12 bit)	16383 steps (14 bit)	4096 steps (12 bit)
Mech. speed	800 rpm (max)	800 rpm (max)	800 rpm (max)	800 rpm (max)
Elec. speed	160 rpm (max)	1600 rpm (max)	800 rpm (max)	1600 rpm (max)
Rotary life	~ 10 mil. rotations	~ 10 mil. rotations	~ 10 mil. rotations	~ 10 mil. rotations

### 25 / 30 RSB



Interconnection - Miniature Push-pull Connector  
Detailed Datasheet :  
[www.rotacol.info/25arsb.pdf](http://www.rotacol.info/25arsb.pdf)  
[www.rotacol.info/25iersb.pdf](http://www.rotacol.info/25iersb.pdf)  
[www.rotacol.info/25prsb.pdf](http://www.rotacol.info/25prsb.pdf)  
[www.rotacol.info/25yrsb.pdf](http://www.rotacol.info/25yrsb.pdf)  
[www.rotacol.info/30arsb.pdf](http://www.rotacol.info/30arsb.pdf)  
[www.rotacol.info/30iersb.pdf](http://www.rotacol.info/30iersb.pdf)  
[www.rotacol.info/30prsb.pdf](http://www.rotacol.info/30prsb.pdf)  
[www.rotacol.info/30yrsb.pdf](http://www.rotacol.info/30yrsb.pdf)

### 22 / 28 ERCF




Interconnection - Flat cable  
Detailed Datasheet :  
[www.rotacol.info/22aerfc.pdf](http://www.rotacol.info/22aerfc.pdf)  
[www.rotacol.info/22ierfc.pdf](http://www.rotacol.info/22ierfc.pdf)  
[www.rotacol.info/22perfc.pdf](http://www.rotacol.info/22perfc.pdf)  
[www.rotacol.info/22yerfc.pdf](http://www.rotacol.info/22yerfc.pdf)  
[www.rotacol.info/28aerfc.pdf](http://www.rotacol.info/28aerfc.pdf)  
[www.rotacol.info/28ierfc.pdf](http://www.rotacol.info/28ierfc.pdf)  
[www.rotacol.info/28perfc.pdf](http://www.rotacol.info/28perfc.pdf)  
[www.rotacol.info/28yerfc.pdf](http://www.rotacol.info/28yerfc.pdf)

### Flange Version : 22 / 28 mm Ø ERC Rotary Position Sensor 25 / 30 Ø - RS SPEED CONNECT (OCG-OCM-OCTR-OCTA)


Version	Analog (A)	Incremental (I)	SPI (P)	SSI (Y)
Type	22 / 28 A ERCF 25 / 30 A RSF <i>*OCG/OCM/OCTA/OCTR</i>	22 / 28 I ERCF 25 / 30 I RSF <i>*OCG/OCM/OCTA/OCTR</i>	22 / 28 P ERCF 25 / 30 P RSF <i>*OCG/OCM/OCTA/OCTR</i>	22 / 28 Y ERCF 25 / 30 Y RSF <i>*OCG/OCM/OCTA/OCTR</i>
Electrical angle	20°-360° in 1° steps programmable (standard 360°)	2 to 128, 256, 512, (1024 ppr. std)	0 - 360°	0 - 360°
Supply voltage	5V±10% / 9-30 VDC / 15-30 VDC	5V±10% / 9-30 VDC	5V ± 10%	5V±10% / 9-30 VDC
Output signal	0505/0505-2C; 2410/2410-2C 0 - 20mA ; 4-20 mA PWM	5V TTL; 5V / 24V Open collector	Absolute SPI	5V / 24V SSI
Resolution	4096 steps (12 bit)	4096 steps (12 bit)	16383 steps (14 bit)	4096 steps (12 bit)
Mech. speed	3000 rpm (max)	3000 rpm (max)	3000 rpm (max)	3000 rpm (max)
Elec. speed	160 rpm (max)	1600 rpm (max)	800 rpm (max)	1600 rpm (max)
Rotary life	~ 15 mil. rotations	~ 15 mil. rotations	~ 15 mil. rotations	~ 15 mil. rotations

### 25 / 30 RSF



Interconnection - Terminal block  
Detailed Datasheet :  
[www.rotacol.info/25arsf.pdf](http://www.rotacol.info/25arsf.pdf)  
[www.rotacol.info/25iersf.pdf](http://www.rotacol.info/25iersf.pdf)  
[www.rotacol.info/25prsf.pdf](http://www.rotacol.info/25prsf.pdf)  
[www.rotacol.info/25yrsf.pdf](http://www.rotacol.info/25yrsf.pdf)  
[www.rotacol.info/30arsf.pdf](http://www.rotacol.info/30arsf.pdf)  
[www.rotacol.info/30iersf.pdf](http://www.rotacol.info/30iersf.pdf)  
[www.rotacol.info/30prsf.pdf](http://www.rotacol.info/30prsf.pdf)  
[www.rotacol.info/30yrsf.pdf](http://www.rotacol.info/30yrsf.pdf)

### 22 / 28 ERCK




Interconnection - Flat cable  
Detailed Datasheet :  
[www.rotacol.info/22aerck.pdf](http://www.rotacol.info/22aerck.pdf)  
[www.rotacol.info/22ierck.pdf](http://www.rotacol.info/22ierck.pdf)  
[www.rotacol.info/22perck.pdf](http://www.rotacol.info/22perck.pdf)  
[www.rotacol.info/22yerck.pdf](http://www.rotacol.info/22yerck.pdf)  
[www.rotacol.info/28aerck.pdf](http://www.rotacol.info/28aerck.pdf)  
[www.rotacol.info/28ierck.pdf](http://www.rotacol.info/28ierck.pdf)  
[www.rotacol.info/28perck.pdf](http://www.rotacol.info/28perck.pdf)  
[www.rotacol.info/28yerck.pdf](http://www.rotacol.info/28yerck.pdf)

### Kit Version : 22 / 28 mm Ø ERC Rotary Position Sensor 25 / 30 Ø - RS SPEED CONNECT (OCG-OCM-OCTR-OCTA)

Version	Analog (A)	Incremental (I)	SPI (P)	SSI (Y)
Type	22 / 28 A ERCK 25 / 30 A RSK <i>*OCG/OCM/OCTA/OCTR</i>	22 / 28 I ERCK 25 / 30 I RSK <i>*OCG/OCM/OCTA/OCTR</i>	22 / 28 P ERCK 25 / 30 P RSK <i>*OCG/OCM/OCTA/OCTR</i>	22 / 28 Y ERCK 25 / 30 Y RSK <i>*OCG/OCM/OCTA/OCTR</i>
Electrical angle	20°-360° in 1° steps programmable (standard 360°)	2 to 128, 256, 512, (1024 ppr. std)	0 - 360°	0 - 360°
Supply voltage	5V±10% / 9-30 VDC / 15-30 VDC	5V±10% / 9-30 VDC	5V ± 10%	5V±10% / 9-30 VDC
Output signal	0505/0505-2C; 2410/2410-2C 0 - 20mA ; 4 - 20 mA PWM	5V TTL; 5V / 24V Open collector	Absolute SPI	5V / 24V SSI
Resolution	4096 steps (12 bit)	4096 steps (12 bit)	16383 steps (14 bit)	4096 steps (12 bit)
Elec. speed	160 rpm (max)	1600 rpm (max)	800 rpm (max)	1600 rpm (max)



### 25 / 30 RSK







Interconnection - cable gland  
Detailed Datasheet :  
[www.rotacol.info/25arsk.pdf](http://www.rotacol.info/25arsk.pdf)  
[www.rotacol.info/25iersk.pdf](http://www.rotacol.info/25iersk.pdf)  
[www.rotacol.info/25prsk.pdf](http://www.rotacol.info/25prsk.pdf)  
[www.rotacol.info/25yrsk.pdf](http://www.rotacol.info/25yrsk.pdf)  
[www.rotacol.info/30arsk.pdf](http://www.rotacol.info/30arsk.pdf)  
[www.rotacol.info/30iersk.pdf](http://www.rotacol.info/30iersk.pdf)  
[www.rotacol.info/30prsk.pdf](http://www.rotacol.info/30prsk.pdf)  
[www.rotacol.info/30yrsk.pdf](http://www.rotacol.info/30yrsk.pdf)



# RotaCol® Silverline Multi-Interface Precision Contactless Hall Rotary Position Sensors

**Silverline** precision contactless Hall Rotary position sensors are not only available with the multi interface output signals such as analog, incremental, SPI, SSI but also in aluminium housing with stainless steel shafts and precision plain or ball bearings. Different mounting methods such as bushing & servo are available in 22 mm housing diameter. Metric shafts 6 mm (MSL) & Inch 1/4" (ZSL) are standard. A large variety of mechanical & electrical options are available (See page 3 & 4). Default interconnection is OCF - Flat cable 0.15m long. Other interconnections such as terminal block axial (OCTA) & radial (OCTR) are available with price adder. Also available in cable gland (OCG) & miniature connector (OCM) with 25mm housing diameter (25 RS).

22A M/Z SL RCB 22A M/Z SL RCBB	22 mm Ø Precision Analog Contactless Rotary Position Sensor (Ratiometric 5V, 0 - 10 VDC, 4 - 20 mA, PWM) Bushing - Servo Mount			22A M/Z SL RCS	
	Type	22A MSL/ZSL RCB	22A MSL/ZSL RCBB	22A MSL RCS	
	Electrical angle	20° - 360° (in 1° steps programmable)			
	Signal type	Supply voltage		Output signal	
	0505/0505 - 2C	5V ± 10%		0 - 5V (ratiometric) / 2 Channel	
	DC05/DC05 - 2C	9 - 30V		0 - 5V / 2 Channel	
	2410/2410 - 2C	15 - 30V		0 - 10V / 2 Channel	
	2442	15 - 30V		4 - 20 mA	
	2420	15 - 30V		0 - 20 mA	
	PWM	5V ± 10%		PWM	
	Max.Speed (rpm)	Mech. 1000 / Elec. 160	Mech. 4000 / Elec. 160	Mech. 6000 / Elec. 160	
	Life (rotations)	~ 5 million	~ 15 million	~ 25 million	
	Standard version	360° elec. angle, 12 bit, CW, plain bearing (RCB), 1 ball bearing (RCBB), 2 ball bearings (RCS), flat cable 0.15 m.			
Interconnection - Terminal Block OCTA/OCTR (Price Adder) Detailed datasheet : <a href="http://www.rotacol.info/22amslrcb.pdf">www.rotacol.info/22amslrcb.pdf</a> <a href="http://www.rotacol.info/22azslrcb.pdf">www.rotacol.info/22azslrcb.pdf</a> <a href="http://www.rotacol.info/22amslrcbb.pdf">www.rotacol.info/22amslrcbb.pdf</a> <a href="http://www.rotacol.info/22azslrcbb.pdf">www.rotacol.info/22azslrcbb.pdf</a>					
Interconnection - Flat cable OCF (Standard) Detailed datasheet : <a href="http://www.rotacol.info/22amslrcs.pdf">www.rotacol.info/22amslrcs.pdf</a> <a href="http://www.rotacol.info/22azslrcs.pdf">www.rotacol.info/22azslrcs.pdf</a>					

22I M/Z SL RCB 22I M/Z SL RCBB	22 mm Ø Precision Incremental Contactless Rotary Position Sensor ( 5V TTL, 5V / 24V Open collector ) Bushing - Servo Mount			22I M/Z SL RCS	
	Type	22I MSL/ZSL RCB	22I MSL/ZSL RCBB	22I MSL/ZSL RCS	
	Electrical angle	0° - 360°			
	Resolution	4096 steps (12 bits)			
	Supply voltage	5V ± 10% / 9 - 30 VDC			
	Output signal	5V TTL, 5V / 24V Open collector			
	Pulses	2 to 128, 256, 512, 1024 ppr			
	Max.Speed (rpm)	Mech. 1000 / Elec. 1600	Mech. 4000 / Elec. 1600	Mech. 6000 / Elec. 1600	
	Life (rotations)	~ 5 million	~ 15 million	~ 25 million	
	Standard version	360° elec. angle, 1024 ppr, CW, plain bearing (RCB), 1 ball bearing (RCBB), 2 ball bearings (RCS), flat cable 0.15 m			
Interconnection - Flat cable OCF (Standard) Detailed datasheet : <a href="http://www.rotacol.info/22imslrcb.pdf">www.rotacol.info/22imslrcb.pdf</a> <a href="http://www.rotacol.info/22izslrcb.pdf">www.rotacol.info/22izslrcb.pdf</a> <a href="http://www.rotacol.info/22imslrcbb.pdf">www.rotacol.info/22imslrcbb.pdf</a> <a href="http://www.rotacol.info/22izslrcbb.pdf">www.rotacol.info/22izslrcbb.pdf</a>					
Interconnection - Terminal Block OCTA/OCTR (Price Adder) Detailed datasheet : <a href="http://www.rotacol.info/22imslrcs.pdf">www.rotacol.info/22imslrcs.pdf</a> <a href="http://www.rotacol.info/22izslrcs.pdf">www.rotacol.info/22izslrcs.pdf</a>					



22P M/Z SL RCB 22P M/Z SL RCBB	22 mm Ø Precision SPI Digital Contactless Rotary Position Sensor ( 5V SPI ) Bushing - Servo Mount			22P M/Z SL RCS	
	Type	22P MSL/ZSL RCB	22P MSL/ZSL RCBB	22P MSL/ZSL RCS	
	Electrical angle	0° - 360°			
	Resolution	16383 steps (14 bits)			
	Supply voltage	5V ± 10%			
	Output signal	Absolute SPI			
	Max.Speed (rpm)	Mech. 1000 / Elec. 800	Mech. 4000 / Elec. 800	Mech. 6000 / Elec. 800	
	Life (rotations)	~ 5 million	~ 15 million	~ 25 million	
	Standard version	360° elec. angle, 14 bit, CW, plain bearing (RCB), 1 ball bearing (RCBB), 2 ball bearings (RCS), flat cable 0.15 m.			
Interconnection - Flat cable OCF (Standard) Detailed datasheet : <a href="http://www.rotacol.info/22pmslrcb.pdf">www.rotacol.info/22pmslrcb.pdf</a> <a href="http://www.rotacol.info/22pzslrcb.pdf">www.rotacol.info/22pzslrcb.pdf</a> <a href="http://www.rotacol.info/22pmslrcbb.pdf">www.rotacol.info/22pmslrcbb.pdf</a> <a href="http://www.rotacol.info/22pzslrcbb.pdf">www.rotacol.info/22pzslrcbb.pdf</a>					
Interconnection - Flat cable OCF (Standard) Detailed datasheet : <a href="http://www.rotacol.info/22pmslrcs.pdf">www.rotacol.info/22pmslrcs.pdf</a> <a href="http://www.rotacol.info/22pzslrcs.pdf">www.rotacol.info/22pzslrcs.pdf</a>					



22Y M/Z SL RCB 22Y M/Z SL RCBB	22 mm Ø Precision Digital Serial Synchronous Absolute Contactless Rotary Position Sensor ( 5V / 24V SSI ) Bushing - Servo Mount			22Y M/Z SL RCS	
	Type	22Y MSL/ZSL RCB	22Y MSL/ZSL RCBB	22Y MSL/ZSL RCS	
	Electrical angle	0° - 360°			
	Resolution	4096 steps (12 bits)			
	Supply voltage	5V ± 10% / 9 - 30 VDC			
	Output signal	Digital serial synchronous (SSI) 5V/24V			
	Max.Speed (rpm)	Mech. 1000 / Elec. 1600	Mech. 4000 / Elec. 1600	Mech. 6000 / Elec. 1600	
	Life (rotations)	~ 5 million	~ 15 million	~ 25 million	
	Standard version	360° elec. angle, 12 bit, CW, plain bearing (RCB), 1 ball bearing (RCBB), 2 ball bearings (RCS), flat cable 0.15 m.			
Interconnection - Flat cable OCF (Standard) Detailed datasheet : <a href="http://www.rotacol.info/22ymslrcb.pdf">www.rotacol.info/22ymslrcb.pdf</a> <a href="http://www.rotacol.info/22yzslrcb.pdf">www.rotacol.info/22yzslrcb.pdf</a> <a href="http://www.rotacol.info/22ymslrcbb.pdf">www.rotacol.info/22ymslrcbb.pdf</a> <a href="http://www.rotacol.info/22yzslrcbb.pdf">www.rotacol.info/22yzslrcbb.pdf</a>					
Interconnection - Flat cable OCF (Standard) Detailed datasheet : <a href="http://www.rotacol.info/22ymslrcs.pdf">www.rotacol.info/22ymslrcs.pdf</a> <a href="http://www.rotacol.info/22yzslrcs.pdf">www.rotacol.info/22yzslrcs.pdf</a>					







# RotaCol® Silverline Multi-Interface Precision Contactless Hall Rotary Position Sensors

**Silverline** product range of RotaCol precision multi-interface contactless rotary position sensors in 22, 36 & 50 mm housing diameter synchro size 15+20 are available. They have two precision ball bearings and are available in 3 mounting methods; Threaded holes for screw fixing and standardised servo mount size 09,15 & 20. Multiinterface is possible with Analog, Incremental, PWM, SPI and SSI outputs. Shaft diameter is available in Metric(M) with 6 mm and inch type(Z) with 1/4" & 1/8" (See page 4). Default interconnection is with soldering pins (OCP). Other interconnections cable gland(OCG), miniature connector(OCM), terminal block axial (OCTA) & radial (OCTR) are available in 36 & 50 mm housing diameter with price adder. A large variety of mechanical & electrical options are available.

36A M/Z SL RCS	36/50 mm Ø Rotacol Analog Precision Rotary Position Sensor (Ratiometric 5V, 0 - 10 VDC, 4 - 20 mA, PWM) Servo Mount	50A MSL RCS																																							
	<table border="1"> <tr> <td>Type</td> <td>36A MSL/ZSL RCS (Synchro 15)</td> <td>50A MSL RCS (Synchro 20)</td> </tr> <tr> <td>Electrical angle</td> <td colspan="2">20° - 360° (in 1° steps programmable)</td> </tr> <tr> <td>Signal type</td> <td>Supply voltage</td> <td>Output signal</td> </tr> <tr> <td>0505/0505-2C</td> <td>5V ± 10%</td> <td>0 - 5V (ratiometric) / 2 Channel</td> </tr> <tr> <td>DC05/DC05-2C</td> <td>9 - 30V</td> <td>0 - 5V / 2 Channel</td> </tr> <tr> <td>2410/2410-2C</td> <td>15 - 30V</td> <td>0 - 10V / 2 Channel</td> </tr> <tr> <td>2442</td> <td>15 - 30V</td> <td>4 - 20 mA</td> </tr> <tr> <td>2420</td> <td>15 - 30V</td> <td>0 - 20 mA</td> </tr> <tr> <td>PWM</td> <td>5V ± 10%</td> <td>PWM</td> </tr> <tr> <td>Resolution</td> <td colspan="2">4096 step (12 bit)</td> </tr> <tr> <td>Max.Speed (rpm)</td> <td>Mechanical 8000 / Electrical 160</td> <td>Mechanical 9000 / Electrical 160</td> </tr> <tr> <td>Life (rotations)</td> <td>~ 35 million</td> <td>~ 40 million</td> </tr> <tr> <td>Standard Version</td> <td colspan="2">360° electrical angle, CW, 12 bit, 2 ball bearings, Metric shaft, Soldering pins (OCP) - 3 pins</td> </tr> </table>	Type	36A MSL/ZSL RCS (Synchro 15)	50A MSL RCS (Synchro 20)	Electrical angle	20° - 360° (in 1° steps programmable)		Signal type	Supply voltage	Output signal	0505/0505-2C	5V ± 10%	0 - 5V (ratiometric) / 2 Channel	DC05/DC05-2C	9 - 30V	0 - 5V / 2 Channel	2410/2410-2C	15 - 30V	0 - 10V / 2 Channel	2442	15 - 30V	4 - 20 mA	2420	15 - 30V	0 - 20 mA	PWM	5V ± 10%	PWM	Resolution	4096 step (12 bit)		Max.Speed (rpm)	Mechanical 8000 / Electrical 160	Mechanical 9000 / Electrical 160	Life (rotations)	~ 35 million	~ 40 million	Standard Version	360° electrical angle, CW, 12 bit, 2 ball bearings, Metric shaft, Soldering pins (OCP) - 3 pins		
Type	36A MSL/ZSL RCS (Synchro 15)	50A MSL RCS (Synchro 20)																																							
Electrical angle	20° - 360° (in 1° steps programmable)																																								
Signal type	Supply voltage	Output signal																																							
0505/0505-2C	5V ± 10%	0 - 5V (ratiometric) / 2 Channel																																							
DC05/DC05-2C	9 - 30V	0 - 5V / 2 Channel																																							
2410/2410-2C	15 - 30V	0 - 10V / 2 Channel																																							
2442	15 - 30V	4 - 20 mA																																							
2420	15 - 30V	0 - 20 mA																																							
PWM	5V ± 10%	PWM																																							
Resolution	4096 step (12 bit)																																								
Max.Speed (rpm)	Mechanical 8000 / Electrical 160	Mechanical 9000 / Electrical 160																																							
Life (rotations)	~ 35 million	~ 40 million																																							
Standard Version	360° electrical angle, CW, 12 bit, 2 ball bearings, Metric shaft, Soldering pins (OCP) - 3 pins																																								
Interconnection - 3 soldering pins OCP (Standard) Detailed Datasheet : <a href="http://www.rotacol.info/36amslracs.pdf">www.rotacol.info/36amslracs.pdf</a> <a href="http://www.rotacol.info/36azslracs.pdf">www.rotacol.info/36azslracs.pdf</a>		Interconnection - 3 soldering pins - OCP (Standard) Detailed Datasheet : <a href="http://www.rotacol.info/50amslracs.pdf">www.rotacol.info/50amslracs.pdf</a>																																							



36I M/Z SL RCS	36/50 mm Ø Rotacol Incremental Precision Rotary Position Sensor ( 5V TTL, 5V / 24V Open collector ) Servo Mount	50I MSL RCS																											
	<table border="1"> <tr> <td>Type</td> <td>36I MSL/ZSL RCS (Synchro 15)</td> <td>50I MSL RCS (Synchro 20)</td> </tr> <tr> <td>Electrical angle</td> <td colspan="2">0° - 360°</td> </tr> <tr> <td>Supply voltage</td> <td colspan="2">5V ± 10% / 9 - 30 VDC</td> </tr> <tr> <td>Output signal</td> <td colspan="2">5V TTL, 5V / 24V Open collector</td> </tr> <tr> <td>Pulses</td> <td colspan="2">2 to 128, 256, 512, 1024 ppr</td> </tr> <tr> <td>Resolution</td> <td colspan="2">4096 step (12 bit)</td> </tr> <tr> <td>Max.Speed (rpm)</td> <td>Mechanical 8000 / Electrical 1600</td> <td>Mechanical 9000 / Electrical 1600</td> </tr> <tr> <td>Life (rotations)</td> <td>~ 35 million</td> <td>~ 40 million</td> </tr> <tr> <td>Standard version</td> <td colspan="2">360° elec. angle, CW, 2 ball bearings, 1024 ppr, Metric shaft, 12 bit, Soldering pins (OCP) - 5 pins</td> </tr> </table>	Type	36I MSL/ZSL RCS (Synchro 15)	50I MSL RCS (Synchro 20)	Electrical angle	0° - 360°		Supply voltage	5V ± 10% / 9 - 30 VDC		Output signal	5V TTL, 5V / 24V Open collector		Pulses	2 to 128, 256, 512, 1024 ppr		Resolution	4096 step (12 bit)		Max.Speed (rpm)	Mechanical 8000 / Electrical 1600	Mechanical 9000 / Electrical 1600	Life (rotations)	~ 35 million	~ 40 million	Standard version	360° elec. angle, CW, 2 ball bearings, 1024 ppr, Metric shaft, 12 bit, Soldering pins (OCP) - 5 pins		
Type	36I MSL/ZSL RCS (Synchro 15)	50I MSL RCS (Synchro 20)																											
Electrical angle	0° - 360°																												
Supply voltage	5V ± 10% / 9 - 30 VDC																												
Output signal	5V TTL, 5V / 24V Open collector																												
Pulses	2 to 128, 256, 512, 1024 ppr																												
Resolution	4096 step (12 bit)																												
Max.Speed (rpm)	Mechanical 8000 / Electrical 1600	Mechanical 9000 / Electrical 1600																											
Life (rotations)	~ 35 million	~ 40 million																											
Standard version	360° elec. angle, CW, 2 ball bearings, 1024 ppr, Metric shaft, 12 bit, Soldering pins (OCP) - 5 pins																												
Interconnection - Radial terminal block OCTR - (Price Adder) Detailed Datasheet : <a href="http://www.rotacol.info/36imslracs.pdf">www.rotacol.info/36imslracs.pdf</a> <a href="http://www.rotacol.info/36izslracs.pdf">www.rotacol.info/36izslracs.pdf</a>		Interconnection - Radial terminal block OCTR - (Price Adder) Detailed Datasheet : <a href="http://www.rotacol.info/50imslracs.pdf">www.rotacol.info/50imslracs.pdf</a>																											



36P M/Z SL RCS	36/50 mm Ø Rotacol SPI Precision Rotary Position Sensor ( 5V SPI ) Servo Mount	50P MSL RCS																								
	<table border="1"> <tr> <td>Type</td> <td>36P MSL/ZSL RCS (Synchro 15)</td> <td>50P MSL RCS (Synchro 20)</td> </tr> <tr> <td>Electrical angle</td> <td colspan="2">0° - 360°</td> </tr> <tr> <td>Supply voltage</td> <td colspan="2">5V ± 10% / 9 - 30 VDC</td> </tr> <tr> <td>Output signal</td> <td colspan="2">Absolute SPI</td> </tr> <tr> <td>Resolution</td> <td colspan="2">16383 step (14 bit)</td> </tr> <tr> <td>Max.Speed (rpm)</td> <td>Mechanical 8000 / Electrical 800</td> <td>Mechanical 9000 / Electrical 800</td> </tr> <tr> <td>Life (rotations)</td> <td>~ 35 million</td> <td>~ 40 million</td> </tr> <tr> <td>Standard version</td> <td colspan="2">360° elec. angle, CW, 2 ball bearings, 5 V SPI, Metric shaft, 14 bit, Soldering pins (OCP) - 5 pins</td> </tr> </table>	Type	36P MSL/ZSL RCS (Synchro 15)	50P MSL RCS (Synchro 20)	Electrical angle	0° - 360°		Supply voltage	5V ± 10% / 9 - 30 VDC		Output signal	Absolute SPI		Resolution	16383 step (14 bit)		Max.Speed (rpm)	Mechanical 8000 / Electrical 800	Mechanical 9000 / Electrical 800	Life (rotations)	~ 35 million	~ 40 million	Standard version	360° elec. angle, CW, 2 ball bearings, 5 V SPI, Metric shaft, 14 bit, Soldering pins (OCP) - 5 pins		
Type	36P MSL/ZSL RCS (Synchro 15)	50P MSL RCS (Synchro 20)																								
Electrical angle	0° - 360°																									
Supply voltage	5V ± 10% / 9 - 30 VDC																									
Output signal	Absolute SPI																									
Resolution	16383 step (14 bit)																									
Max.Speed (rpm)	Mechanical 8000 / Electrical 800	Mechanical 9000 / Electrical 800																								
Life (rotations)	~ 35 million	~ 40 million																								
Standard version	360° elec. angle, CW, 2 ball bearings, 5 V SPI, Metric shaft, 14 bit, Soldering pins (OCP) - 5 pins																									
Interconnection - Cable gland with 1 m cable OCG- (Price Adder) Detailed Datasheet : <a href="http://www.rotacol.info/36pmslracs.pdf">www.rotacol.info/36pmslracs.pdf</a> <a href="http://www.rotacol.info/36pzslracs.pdf">www.rotacol.info/36pzslracs.pdf</a>		Interconnection - cable gland with 1m cable OCG- (Price Adder) Detailed Datasheet : <a href="http://www.rotacol.info/50pmslracs.pdf">www.rotacol.info/50pmslracs.pdf</a>																								



36Y M/Z SL RCS	36/50 mm Ø Rotacol SSI Precision Rotary Position Sensor ( 5V / 24V SSI ) Servo Mount	50Y MSL RCS																								
	<table border="1"> <tr> <td>Type</td> <td>36Y MSL/ZSL RCS (Synchro 15)</td> <td>50Y MSL RCS (Synchro 20)</td> </tr> <tr> <td>Electrical angle</td> <td colspan="2">0° - 360°</td> </tr> <tr> <td>Supply voltage</td> <td colspan="2">5V ± 10% / 9 - 30 VDC</td> </tr> <tr> <td>Output signal</td> <td colspan="2">Digital Serial synchronous (SSI) 5V/24V</td> </tr> <tr> <td>Resolution</td> <td colspan="2">4096 steps (12 bit)</td> </tr> <tr> <td>Max.Speed (rpm)</td> <td>Mechanical 8000 / Electrical 1600</td> <td>Mechanical 9000 / Electrical 1600</td> </tr> <tr> <td>Life (rotations)</td> <td>~ 35 million</td> <td>~ 40 million</td> </tr> <tr> <td>Standard version</td> <td colspan="2">360° elec. angle, CW, 2 ball bearings, 5 V SSI, Metric shaft, 12 bit, Soldering pins (OCP) - 6 pins</td> </tr> </table>	Type	36Y MSL/ZSL RCS (Synchro 15)	50Y MSL RCS (Synchro 20)	Electrical angle	0° - 360°		Supply voltage	5V ± 10% / 9 - 30 VDC		Output signal	Digital Serial synchronous (SSI) 5V/24V		Resolution	4096 steps (12 bit)		Max.Speed (rpm)	Mechanical 8000 / Electrical 1600	Mechanical 9000 / Electrical 1600	Life (rotations)	~ 35 million	~ 40 million	Standard version	360° elec. angle, CW, 2 ball bearings, 5 V SSI, Metric shaft, 12 bit, Soldering pins (OCP) - 6 pins		
Type	36Y MSL/ZSL RCS (Synchro 15)	50Y MSL RCS (Synchro 20)																								
Electrical angle	0° - 360°																									
Supply voltage	5V ± 10% / 9 - 30 VDC																									
Output signal	Digital Serial synchronous (SSI) 5V/24V																									
Resolution	4096 steps (12 bit)																									
Max.Speed (rpm)	Mechanical 8000 / Electrical 1600	Mechanical 9000 / Electrical 1600																								
Life (rotations)	~ 35 million	~ 40 million																								
Standard version	360° elec. angle, CW, 2 ball bearings, 5 V SSI, Metric shaft, 12 bit, Soldering pins (OCP) - 6 pins																									
Interconnection - 6 soldering pins - (standard) Detailed Datasheet : <a href="http://www.rotacol.info/36ymslracs.pdf">www.rotacol.info/36ymslracs.pdf</a> <a href="http://www.rotacol.info/36yzslracs.pdf">www.rotacol.info/36yzslracs.pdf</a>		Interconnection - axial terminal block OCTA- (Price Adder) Detailed Datasheet : <a href="http://www.rotacol.info/36imslracs.pdf">www.rotacol.info/36imslracs.pdf</a>																								



## Rotacol® *Diamondline* Multi-Interface Precision Heavy Duty Contactless Rotary Position Sensors

For heavy duty applications, the *Diamondline* is the best choice. Larger housing diameters 40 mm, 50 mm & 58 mm with 8 mm  $\varnothing$  & 10 mm  $\varnothing$  shafts and also without shaft in semi hollow version. Complex bearings allow the use in construction machines, railways & trucks. Multi- interfaces such as Analog, Incremental, SPI, SSI are available. Electrically there is no difference between the Silverline, only the ruggedness is substantially larger.

40/50A DRCW	40/50 mm ANALOG Precision Rotary Position Sensor		50A DRCH
	Type	40/50 A DRCW (8 mm $\varnothing$ shaft)   50 A DRCH (Hollow shaft)	
	Electrical angle	20° - 360° (in 1° steps programmable)	
	Signal type	Supply voltage	Output signal
	0505/0505-2C	5V $\pm$ 10%	0 - 5V (ratiometric) / 2 Channel
	DC05/DC05-2C	9 - 30V	0 - 5V / 2 Channel
	2410/2410-2C	15 - 30V	0 - 10 / 2 Channel
	2442	5 - 30V	4 - 20 mA
	2420	15 - 30V	0 - 20 mA
	PWM	5V $\pm$ 10%	PWM
	Resolution	4096 steps(12 bit)	
	Max. Speed	5000 rpm (mech); update rate 2 KHz (160rpm)	
	Life (rotations)	~ 75 million	
	Standard Version	360° elec. & mech. angle, CW, 2 ball bearings, 12 bit, 8 mm $\varnothing$ shaft (40/50 DRCW), no shaft (50 DRCH), 2.5 m cable	
Detailed datasheet : <a href="http://www.rotacol.info/40adrcw.pdf">www.rotacol.info/40adrcw.pdf</a> <a href="http://www.rotacol.info/50adrcw.pdf">www.rotacol.info/50adrcw.pdf</a>			Detailed datasheet : <a href="http://www.rotacol.info/50adrch.pdf">www.rotacol.info/50adrch.pdf</a>

40/50I DRKW	40/50 mm INCREMENTAL Precision Rotary Position Sensor		50I DRKH
	Type	40 I DRKW (8 mm $\varnothing$ shaft)   50 I DRKH (Hollow shaft)	
	Electrical angle	0 - 360°	
	Supply voltage	5V $\pm$ 10% / 8 - 24 VDC	
	Output signal	5V TTL, 5V / 24V Open collector, Line driver, High line driver	
	Pulses	2 to 128, 256, 512, 1024 ppr, A, B, Z or $\bar{A}$ , $\bar{B}$ , $\bar{Z}$ Channels	
	Max Speed	5000 rpm (mech); limit freq. 10KHz	
	Life (rotations)	~ 75 million	
	Standard Version	360° elec. & mech. angle, CW, 2 ball bearings, 1024 pulses, 12 bit, 8 mm $\varnothing$ shaft (40/50 DRCW), no shaft (50 DRCH), 2.5 m cable	
Detailed datasheet : <a href="http://www.rotacol.info/40idrkw.pdf">www.rotacol.info/40idrkw.pdf</a> <a href="http://www.rotacol.info/50idrkw.pdf">www.rotacol.info/50idrkw.pdf</a>			Detailed datasheet : <a href="http://www.rotacol.info/50idrkx.pdf">www.rotacol.info/50idrkx.pdf</a>


40/50P DRCW	40/50 mm SPI Precision Rotary Position Sensor		50P DRCH
	Type	40 P DRCW (8 mm $\varnothing$ shaft)   50 P DRCH (Hollow shaft)	
	Electrical angle	0 - 360°	
	Supply voltage	5V $\pm$ 10% / 9 - 30 VDC	
	Output signal	Absolute SPI	
	Resolution	16383 step (14 bit)	
	Max Speed	5000 rpm (mech); update rate 5 KHz (800rpm)	
	Life (rotations)	~ 75 million	
	Standard Version	360° elec. & mech. angle, CW, 2 ball bearings, 14 bit, 8 mm $\varnothing$ shaft (40/50 DRCW), no shaft (50 DRCH), 2.5 m cable	
Detailed datasheet : <a href="http://www.rotacol.info/40pdrcw.pdf">www.rotacol.info/40pdrcw.pdf</a> <a href="http://www.rotacol.info/50pdrcw.pdf">www.rotacol.info/50pdrcw.pdf</a>			Detailed datasheet : <a href="http://www.rotacol.info/50pdrch.pdf">www.rotacol.info/50pdrch.pdf</a>


40/50Y DRCW	40 / 50 mm SSI Precision Rotary Position Sensor		50Y DRCH
	Type	40 Y DRCW (8 mm $\varnothing$ shaft)   50 Y DRCH (Hollow shaft)	
	Electrical angle	0 - 360°	
	Supply voltage	5V $\pm$ 10% / 9 - 30 VDC	
	Output signal	Digital Serial Synchronous (SSI) 5V / 24V	
	Resolution	4096 steps (12 bit)	
	Max Speed	5000 rpm (mech); update rate 10 KHz (1600rpm)	
	Life (rotations)	~ 75 million	
	Standard version	360° elec. & mech. angle, CW, 2 ball bearings, 12 bit, 8 mm $\varnothing$ shaft (40/50 DRCW), no shaft (50 DRCH), 2.5 m cable	
Detailed datasheet : <a href="http://www.rotacol.info/40ydrcw.pdf">www.rotacol.info/40ydrcw.pdf</a> <a href="http://www.rotacol.info/50ydrcw.pdf">www.rotacol.info/50ydrcw.pdf</a>			Detailed datasheet : <a href="http://www.rotacol.info/50ydrch.pdf">www.rotacol.info/50ydrch.pdf</a>





## Rotacol® *Diamondline* Multi-Interface Precision Heavy Duty Contactless Rotary Position Sensors

For heavy duty applications, the *Diamondline* is the best choice. Large housing diameter 58 mm with 10 mm  $\phi$  stainless steel shaft, Synchro flange(DRCS) or Clamping flange (DRCW) and complex bearings allow the use in construction machines, railways & trucks. Multi-interfaces such as Analog, Incremental, SPI, SSI are available. Electrically there is no difference between the Silverline, only the ruggedness is substantially larger.

58A DRCW	58 mm $\phi$ ANALOG Precision Rotary Position Sensor		58A DRCS
	Type	58 A DRCW (Clamp.flange + 3 screws)	58 A DRCS (Synchro Flange)
	Electrical angle	20° - 360° (in 1° steps programmable)	
	Signal type	Supply voltage	Output signal
	0505/0505-2C	5V $\pm$ 10%	0 - 5V (ratiometric) / 2 Channel
	DC05/DC05-2C	9 - 30V	0 - 5V / 2 Channel
	2410/2410-2C	15 - 30V	0 -10V / 2 Channel
	2442	15 - 30V	4 - 20 mA
	2420	15 - 30V	0 - 20 mA
	PWM	5V $\pm$ 10%	PWM
	Resolution	4096 steps (12 bit)	
Max Speed (rpm)	5000 rpm (mech); update rate 2 KHz (160rpm)		
Life (rotations)	~ 75 million		
Standard version	360° elec. & mech. angle, CW , 2 ball bearings, 12 bit, 10 mm shaft, 2.5 m cable		
Detailed datasheet : <a href="http://www.rotacol.info/58adrcw.pdf">www.rotacol.info/58adrcw.pdf</a>			Detailed datasheet : <a href="http://www.rotacol.info/58adrcs.pdf">www.rotacol.info/58adrcs.pdf</a>

58I DRKW	58 mm $\phi$ INCREMENTAL Precision Rotary Position Sensor		58I DRKS	
	Type	58 I DRCW (Clamp.flange + 3 screws)	58 I DRKS (Synchro Flange)	
	Electrical angle	0 - 360°		
	Supply voltage	5V $\pm$ 10% / 8 - 24 VDC		
	Output signal	5V TTL, 5V / 24V Open collector, Line driver, High line driver		
	Pulses	2 to 128, 256, 512, 1024 ppr , A, B, Z or $\bar{A}$ , $\bar{B}$ , $\bar{Z}$ Channels		
	Max Speed (rpm)	5000 rpm (mech); limit freq. 10KHz		
	Life (rotations)	~ 75 million		
	Standard version	360° elec. & mech. angle, CW , 1024 pulses ,2 ball bearings, 12 bit, 10 mm shaft, 2.5 m cable		
	Detailed datasheet : <a href="http://www.rotacol.info/58idrkw.pdf">www.rotacol.info/58idrkw.pdf</a>			Detailed datasheet : <a href="http://www.rotacol.info/58idrks.pdf">www.rotacol.info/58idrks.pdf</a>

58P DRCW	58 mm $\phi$ SPI Precision Rotary Position Sensor		58P DRCS	
	Type	58 P DRCW (Clamp.flange + 3 screws)	58 P DRCS (Synchro Flange)	
	Electrical angle	0 - 360°		
	Supply voltage	5V $\pm$ 10% / 9 - 30 VDC		
	Output signal	Absolute SPI		
	Resolution	16383 step (14 bit)		
	Max Speed (rpm)	5000 rpm (mech); update rate 5 KHz (800rpm)		
	Life (rotations)	~ 75 million		
	Standard version	360° elec. & mech. angle, CW , 2 ball bearings, 14 bit, 10 mm shaft, 2.5 m cable		
	Detailed datasheet : <a href="http://www.rotacol.info/58pdrcw.pdf">www.rotacol.info/58pdrcw.pdf</a>			Detailed datasheet : <a href="http://www.rotacol.info/58pdrcs.pdf">www.rotacol.info/58pdrcs.pdf</a>

58Y DRCW	58 mm $\phi$ SSI Precision Rotary Position Sensor		58Y DRCS	
	Type	58 Y DRCW (Clamp.flange + 3 screws)	58 Y DRCS (Synchro Flange)	
	Electrical angle	0 - 360°		
	Supply voltage	5V $\pm$ 10% / 9 - 30 VDC		
	Output signal	Digital Serial Synchronous (SSI) 5V/24V		
	Resolution	4096 steps (12 bit)		
	Max Speed (rpm)	5000 rpm (mech); update rate 10 KHz (1600rpm)		
	Life (rotations)	~ 75 million		
	Standard version	360° elec. & mech. angle, CW , 2 ball bearings, 12 bit, 10 mm shaft, 2.5 m cable		
	Detailed datasheet : <a href="http://www.rotacol.info/58ydrw.pdf">www.rotacol.info/58ydrw.pdf</a>			Detailed datasheet : <a href="http://www.rotacol.info/58ydrscs.pdf">www.rotacol.info/58ydrscs.pdf</a>

# RotaSense® RSS Series High Resolution Precision Rotary Sensor Potentiometers

Aluminium housing, ball bearings, precision stainless shafts, servo mount and close electrical tolerances are the outstanding features for this highest class in potentiometric rotary sensors. Because of volume production, prices are reasonable. Because of the analog 0 - 5K ohm output, the interface is easy. Precision potentiometers as rotary position sensing and setting devices are since more than 50 years used in PLC, industrial computers and for other automation applications. Multi sections with rear shaft extensions are available in Synchro size 07, 09, 15 and 20. Conductive plastic resistance elements allow very long rotational life. For applications with shock and utilization of different interfaces we recommend our contactless series RotaCol.

## RSS22

### 22 mm Ø Single Turn Conductive Plastic Long Life Sensor Potentiometer Size 09 Metal Housing, 20 Million Shaft Rotations, Continuous Rotation

## 2RSS22



- Aluminium housing - 2 ball bearings.
- Synchro type 09 + screw fixing.
- Long life, co-moulded element.
- Very good linearity tolerance.
- **Options:** Single, Tandem, Rear shaft.

Suitable for all rotary position sensing, speed control & feedback applications in machine automation, navigational equipment or fire guidance system.

Resistance range (Ω)	1K, 5K
Resistance tolerance (%)	± 15
Linearity tolerance (%)	± 1 ; ± 0.5
Power rating (Watt)	0.5
Effective electrical angle (°)	320 ± 4
Mechanical angle (°)	360
Rotational life (approx.)	20 million
Operating temperature (° C)	- 50 to +105



Detailed datasheet :  
[www.megauto.de/en/rss22.pdf](http://www.megauto.de/en/rss22.pdf)

## RSS36

### 36 mm Ø Single Turn Conductive Plastic Long Life Sensor Potentiometer size 15, Tandem Version and Rear Shaft Extension, Continuous Rotation

## 2RSS36RA



- Aluminium housing - 2 ball bearings.
- Synchro type 15 + screw fixing.
- Long life, co-moulded element.
- Very good linearity tolerance.
- International standard servo flange 33.4 mm
- **Options:** Single, Tandem, Rear shaft.

Suitable for all rotary position sensing, speed control & feedback applications in machine automation, navigational equipment or fire guidance system.

Resistance range (Ω)	1K, 5K, 10K
Resistance tolerance (%)	± 15
Linearity tolerance (%)	± 0.5; ± 0.1
Power rating (Watt)	2
Effective electrical angle (°)	340 ± 4
Mechanical angle (°)	360
Rotational life (approx.)	25 million
Operating temperature (° C)	-55 to +125



Detailed datasheet :  
[www.megauto.de/en/rss36.pdf](http://www.megauto.de/en/rss36.pdf)

## RSS45

### 45 / 50 mm Ø Single Turn Conductive Plastic Long Life Sensor Potentiometer 25 Million Shaft Revolution Continuous Rotation

## RSS50



- Aluminium housing - 2 ball bearings.
- Synchro type 20
- Long life, co-moulded element.
- Very good linearity tolerance.
- International standard servo flange 47.5 mm
- **Options:** Single, Tandem, Rear shaft.

Suitable for all rotary position sensing, speed control & feedback applications in machine automation, navigational equipment or fire guidance system.

Resistance range (Ω)	1K, 5K
Resistance tolerance (%)	± 15
Linearity tolerance (%)	± 0.5; ± 0.1
Power rating (Watt)	2
Effective electrical angle (°)	90, 180, 345
Mechanical angle (°)	360
Rotational life (approx.)	25 million
Operating temperature (° C)	-55 to +125



Detailed datasheet :  
[www.megauto.de/en/rss45.pdf](http://www.megauto.de/en/rss45.pdf)

Detailed datasheet :  
[www.megauto.de/en/rss50.pdf](http://www.megauto.de/en/rss50.pdf)

# RotaCon® Precision Conductive Plastic Single Turn Rotary Potentiometers

Rotacon® range of precision conductive plastic rotary potentiometers offers wide range of low to medium priced potentiometers. The resistance track is manufactured by modern screen printing technology. Special resistive pastes are applied on carrier, after printing the paste is hardened in the special conveying oven. These potentiometers are available in 12, 22 & 36 mm housing diameter. Potentiometers with small 12/22 mm housing diameters are available in bushing as well as servo mounting. Hollow shaft precision conductive plastic pots are available in 24 & 32 mm housing diameters. These RotaCon type of potentiometers are designed according to IEC60393. These are used in applications where not very close linearity tolerances are required.

## CP12S

### 12 mm Ø Precision Bushing & Servo Mount Single Turn Conductive Plastic Potentiometer

## CP12S



Detailed datasheet :  
[www.megauto.de/en/cp12b.pdf](http://www.megauto.de/en/cp12b.pdf)

- Miniature type
- 12 mm Ø, Shaft length 17 mm.
- Good linearity tolerance and lifetime
- Precision bearings
- Operating temperature :  
- 40° to +85°C
- Suitable for mobile sensor, medical equipment & industrial applications.

Type	CP12B (Bush)	CP12S (Servo)
Housing diameter (mm)	12	
Shaft dia X length (mm)	3.17 Ø x 17	3.17 Ø x 12
Resistance range (Ω)	1k,5k,10k	
Resistance tolerance	± 20%	
Linearity tolerance	± 2%	
Power rating (Watt)	0.7	0.2
Elec./Mech.angle (°)	300±5 /360	340±10 /360
Life (rotations)	~ 3 million	~ 5 million



Detailed datasheet :  
[www.megauto.de/en/cp12s.pdf](http://www.megauto.de/en/cp12s.pdf)

## JSM22B

### 22 mm Ø Precision Bushing & Servo Mount Single Turn Conductive Plastic Potentiometer

## JSS22S



Detailed datasheet :  
[www.megauto.de/en/jsm22b.pdf](http://www.megauto.de/en/jsm22b.pdf)

- Very Economical.
- Servo type
- Rotational torque : 0.2 - 2 Ncm
- Operating temperature:  
-55°C - +105°C
- Can be used in feedback application.

Type	JSM22B (Bush)	JSS22 (Servo)
Housing diameter (mm)	22	
Shaft dia X length (mm)	6 Ø X 15	3.17 Ø X 12.7
Resistance range (Ω)	1k,5k,10k	
Resistance tolerance	± 20%	
Linearity tolerance	± 1.5%	
Power rating (Watt)	1	
Elec./Mech. angle (°)	340 /360	340±5/360
Life (rotations)	~ 5 million	~ 8 million



Detailed datasheet :  
[www.megauto.de/en/jss22s.pdf](http://www.megauto.de/en/jss22s.pdf)

## JSS28FM

### 28 / 36 mm Ø Conductive Plastic Long Life Sensor Potentiometer

## JSS36S



Detailed datasheet :  
[www.megauto.de/en/jss28fm.pdf](http://www.megauto.de/en/jss28fm.pdf)

- Sealed, waterproof
- Robust metal housing
- Flange servo
- Special shaft
- International Standard flange
- Operating temperature:  
-55°C - +105°C

Type	JSS28FM (Flange)	JSS36S (Servo)
Housing diameter (mm)	28	36
Resistance range	1K,5K,10 KΩ	
Resistance tolerance	±20%	
Linearity tolerance	± 1%	
Eff. Elec. angle	320°/340°±5	340° ±5
Mechanical angle	360°	
Power rating (Watt)	1.5	
Life (rotations)	~ 10 million	~ 20 million



Detailed datasheet :  
[www.megauto.de/en/jss36s.pdf](http://www.megauto.de/en/jss36s.pdf)

## RH24PC

### 24 / 32 mm Hollow Shaft Precision Conductive Plastic Setting or Sensing Potentiometer

## RH32PC



Detailed datasheet :  
[www.megauto.de/en/rh24pc.pdf](http://www.megauto.de/en/rh24pc.pdf)

- Easily assembly with adjustment ring
- Usable for position detection, speed control and feedback applications
- Operating temperature:  
-55°to+105°C
- Mechanical angle: 360°

Type	RH24PC	RH32PC
Housing diameter (mm)	24	32
Hollow shaft dia. (mm)	6 / 3,6 Ø - 5 flat, 3 Ø - 2.5 flat	8 Ø
Resistance range (Ω)	1k, 5k, 10k	
Resistance tolerance	± 20%	
Linearity tolerance	± 2%	
Power rating (Watt)	0.5	2
Eff. Electrical angle (°)	340 ± 5	
Life (rotations)	~2 million	~3 million



Detailed datasheet :  
[www.megauto.de/en/rh32pc.pdf](http://www.megauto.de/en/rh32pc.pdf)



# RotaSet® Semiprecision / Precision Single turn Conductive Plastic Potentiometers

Rotary position sensing & setting potentiometers generally require some rotational life and good resolution. Very low cost carbon potentiometers cannot provide the minimum number of rotations. A new Carboplast formulation gives low cost Semi-Precision potentiometers & improved life performance (~ 500,000 revolutions) at reasonable prices. For longer rotational life (>1million revolutions) complex formulations & precision precious metal wipers are required. (See precision Rotaset, Rotacon or Rotasense potentiometers).

## C16P

### 16 mm Ø Semi - Precision Carboplast Single Turn Potentiometer



Detailed Datasheet :  
www.megauto.de/en/c16p.pdf

- Very low cost industrial high resolution setting and sensing potentiometer for limited rotational life.
- A new Carboplast paste formulation for improved operating life.
- Resistance value (Ω) : 1K,5K,10K
- Resistance tolerance : ±20%
- Operating temperature : -10° to 85° C
- Special shaft length & tolerances
- Radial terminals, available with endstop.

Type	C16P
Housing diameter	16 Ø mm
Bushing size	M6 X 0.75
Shaft diameter	3.2 Ø mm
Linearity tolerance	±2%
Eff.Elec. angle	230°±10
Mechanical angle	260°±5
Rated wattage	0.25 Watt
Rotational life	~ 250,000

## C24P

### 24 mm Ø Semi Precision Carboplastic Potentiometer without Switch (C24P) & with Switch (C24PS)

## C24PS



Detailed Datasheet :  
www.megauto.de/en/c24p.pdf

- Low cost industrial high resolution setting and sensing potentiometer for limited rotational life.
- Switching circuit with Integrated S.P.D.T. switch at starting point (for C24PS).
- A new carboplast paste formulation for improved operating life.
- Resistance value (Ω) : 1K,5K,10K
- Resistance tolerance : ±20%

Type	C24P	C24PS
Housing dia.	24 Ø mm	
Bushing size	M9 X 0.75	
Linearity Tol.	±2%	
Shaft diameter	6 Ø mm	
Eff. elec. angle	270°±10	230°±10
Mech.angle	300° ±5	
Rated wattage	0.5 Watt	
Rotational life	~ 600,000	



Detailed Datasheet :  
www.megauto.de/en/c24ps.pdf

## R22P/PC

### 22 / 23 mm Ø Precision Single Turn Conductive Plastic Potentiometer with Endstop (R22P/R23P) & without Endstop (R22PC/R23PC)

## R23P/PC



Detailed Datasheet :  
www.megauto.de/en/r22p.pdf  
www.megauto.de/en/r22pc.pdf

- Low cost precision potentiometer
- Industrial standard for setting and sensing applications.
- Almost infinite resolution available
- Resistance value (Ω) : 1K,5K,10K
- Resistance tolerance : ±20%
- Power rating : 1 Watt
- Operating temperature: -55° to 105°C
- Center tap, special torque.
- Many options

Type	R22P/PC	R23P/PC
Housing material	Metal	Plastic
Eff.Electrical angle (°)	340 (R22P) 340 (R22PC)	320 (R23P) 340 (R23PC)
Mechanical angle (°)	340 (R22P) 360 (R22PC)	330 (R23P) 360 (R23PC)
Antirotation pin (mm)	1.5 Ø X1.5	2 Ø X1.5
Linearity tolerance	±2%	
Rotational life	~ 3 million	



Detailed Datasheet :  
www.megauto.de/en/r23p.pdf  
www.megauto.de/en/r23pc.pdf

## JSP22B

### 22 / 23 mm Ø Precision Single Turn Conductive Plastic Potentiometer without Endstop (JSP22B) & with Endstop (JSP23B)

## JSP23B



Detailed Datasheet :  
www.megauto.de/en/jsp22b.pdf

- Resistance value (Ω) : 1K,5K,10K.
- Resistance tolerance : ±20%.
- Operating life : ~ 4 million.
- Rated wattage : 1 Watt
- Operating temperature : -55° to 105°C
- Special shaft lengths & tolerances.

Type	JSP22B	JSP23B
Housing diameter	22 mm	
Bushing Size	M10 X 0.75	
Shaft diameter	6 / 6.35 mm Ø	
Linearity tolerance	±1.5%	
Eff. elec. angle	340°±5	320°±5
Mechanical angle	360 °	320°±5
Rotational life	~ 4 million	~ 20 million



Detailed Datasheet :  
www.megauto.de/en/jsp23b.pdf

# RotaSet® Industrial Precision Single & 10 Turn Wire Wound Panel Potentiometers

Rotaset® wirewound single & multiturn potentiometers can be used as preset & rotary position sensing devices. Wirewound potentiometers have a long tradition & are mostly used when a higher wiper current is required. Single turn wirewound potentiometers have many options such as special electrical & mechanical angles, endstops etc. Other features are standard. Precision multiturn potentiometers are generally available with 3 turn (1080°), 5 turn (1800°), 10 turn (3600°) electrical & mechanical angles. The advantage is that with special dial (see below) a very accurate setting is possible. They have an excellent electrical and mechanical resolution. Because of the large production in the world, today they are very economical. Especially our Combipot- a combination of Model 22TW & dial such as RLD22-15.

## R22W/WC

### 22 / 25 mm Ø Wirewound Single Turn Precision Potentiometer

## MRT25W/WC



- Wire wound - mandrel winding
- Bush mounting
- Very flexible, low cost
- Special shaft length
- 270° electrical angle (optional)
- Rear shaft extension
- 1 - 4 sections (R22W/WC)

Types	R22W/WC	MRT25W/WC
Resistance range (Ω)	100,200,500,1k,2k,5k,10k	
Resistance tolerance (%)	± 5	± 10
Linearity tolerance (%)	± 0.5	± 1
Mechanical angle (°)	320(W) 360(WC)	
Eff. Electrical angle (°)	320 ± 5	
Power rating (Watt)	1.5	



Detailed Datasheet :  
www.megauto.de/en/r22w.pdf

Detailed Datasheet :  
www.megauto.de/en/mrt25w.pdf

## R25W/WC

### 25 / 40 mm Ø Wirewound Single Turn Precision Potentiometer

## R40W/WC



- Wire wound - card winding
- Bush mounting
- Very low cost
- Immediate delivery
- Industrial panel component
- Designed for manual setting
- Electrical angle 270°
- Manual operation with 270° endstop & 360° without endstop

Types	R25W/WC	R40W/WC
Resistance range (Ω)	100, 500, 1K, 5K, 10K	
Resistance tolerance (%)	± 10	
Linearity tolerance (%)	± 1.5	
Power rating (Watt)	2	3
Mechanical angle (°)	270(W) 360(WC)	
Rotational life	~ 100,000	



Detailed Datasheet :  
www.megauto.de/en/r25w.pdf

Detailed Datasheet :  
www.megauto.de/en/r40w.pdf

## 22TW

### 22 mm Ø Wirewound Precision 10 Turn Potentiometer

## R22M



- Very economical
- Bush mounting
- High resolution and close tolerances
- According to industrial standard
- Various mechanical options available
- Combipot - a combination of model 22TW & dial such as RLD22-15

Types	22TW	R22M
Resistance range (Ω)	100,500,1k,5k,10k,50k	
Resistance tolerance (%)	± 5	±10
Linearity tolerance (%)	± 0.5	± 1
Power rating (Watt)	2	
Electrical/Mechanical angle (°)	3600	3600
Rotational life	~ 250,000	~ 200,000



Detailed Datasheet :  
www.megauto.de/en/22tw.pdf

Detailed Datasheet :  
www.megauto.de/en/r22m.pdf

## RLD22-15

### 22 mm Ø Dials for Multiturn Potentiometers - 10/15 Turns

## RCD22-10



- High resolution setting
- Resolution: 1°
- Used with multiturn devices.
- With fixing brake and slip proof design.
- Operating temperature :  
-55 - +70°C

Types	RLD22-15	RCD22-10
Number of turns	15	10
Resolution/increments	100 / rotations	
Front panel thickness	2 - 6 mm	
Shaft diameter (mm)	4 , 6, 6.35 Ø	
Lock system	Brakes	
Nut space (mm)	9.65	



Detailed datasheet:  
www.megauto.de/en/rid22.pdf

Detailed datasheet:  
www.megauto.de/en/rcd22.pdf

# LinoSense® Precision Linear Motion Displacement Transducer, Potentiometric

The function of a linear motion transducer is to convert a mechanical displacement into an electrical signal and the signal can be made directly proportional to the mechanical movement. The wiper assembly connected to the mechanical actuator is now moved on the plastic track to make a voltage divider. The track of the potentiometer is connected to a stabilized input DC voltage which allow a small current flow. The signal voltage, when measured between the wiper and the trimmed track is the principle of voltage divider and is directly proportional to the position of the wiper on the track. The use of the potentiometer as a voltage divider minimizes the necessity for accuracy of the total resistance of the track since the temperature fluctuation only affects the changes in resistance and resistance tolerance does not affect the measured result.

## LSC

**LSC: Linear motion conductive plastic displacement sensor, square shape 33 x 33 mm housing, pull rod, upto 1250 mm, link ball or rod end bearing**

## SPRA/SPVA/SPCA



- Linearity tolerance (%) :  $\pm 0.1$
- Repeatability ( $\mu\text{m}$ ) : (typ.) 25 - 50
- Power (watt) : 3 - 10
- Resistance value ( $\Omega$ ) : 5K, 10K
- Operating speed (m/s) : 4 (max.)
- Operating temperature : -30 to 85°C

Universal high resolution linear motion displacement sensor according to international standard, very economical. It includes coupling and mounting elements.

Detail Datasheet : [www.megauto.de/en/lsc.pdf](http://www.megauto.de/en/lsc.pdf)

Type	Output signal	LSC	SPxA
Resistive	5K $\Omega$ /10K $\Omega$	LSC	SPRA
Voltage	0-10V	LSCB 2410	SPVA
Current	4-20mA	LSCB 2442	SPCA
Electrical stroke (mm)		50 - 900	30 - 1250
Life cycles		~ 30 million	~ 75 million



Detail Datasheet : [www.megauto.de/en/spra.pdf](http://www.megauto.de/en/spra.pdf)  
[www.megauto.de/en/spva.pdf](http://www.megauto.de/en/spva.pdf)  
[www.megauto.de/en/spca.pdf](http://www.megauto.de/en/spca.pdf)

## LSR

**LSR: Linear motion conductive plastic sensor, robust 38 mm dia housing, with push rod, maximum 0 - 900 mm in 12 ranges, special bearing and shaft for robust applications**

## SPRC/SPVC/SPCC



- Linearity tolerance (%) :  $\pm 0.1$
- Repeatability ( $\mu\text{m}$ ) : (typ.) 25 - 50
- Power (watt) : 3 - 10
- Resistance value ( $\Omega$ ) : 5K, 10K
- Operating speed (m/s) : 4 (max.)
- High resolution position sensor
- Operating temperature : -30 to 85°C
- Round shape housing
- Stainless steel rod
- Link ball or rod end bearing
- Recommended for racks & pinion

Detail Datasheet : [www.megauto.de/en/lsr.pdf](http://www.megauto.de/en/lsr.pdf)

Type	Output signal	LSR	SPxC
Resistive	5K $\Omega$ /10K $\Omega$	LSR	SPRC
Voltage	0-10V	LSRB 2410	SPVC
Current	4-20mA	LSRB 2442	SPCC
Electrical stroke (mm)		50 - 900	100 - 700
Life cycles		~ 30 million	~ 75 million




Detail Datasheet : [www.megauto.de/en/sprc.pdf](http://www.megauto.de/en/sprc.pdf)  
[www.megauto.de/en/spvc.pdf](http://www.megauto.de/en/spvc.pdf)  
[www.megauto.de/en/spcc.pdf](http://www.megauto.de/en/spcc.pdf)

## LSO

**LSO: Shaftless precision linear motion conductive plastic displacement sensor 33 x 33mm, Space saving side mount interconnection**

## SPRB/SPVB/SPCB




- Linearity tolerance (%) :  $\pm 0.1$
- Repeatability ( $\mu\text{m}$ ) : (typ.) 25 - 50
- Power (watt) : 3 - 10
- Resistance value ( $\Omega$ ) : 5K, 10K
- Operating speed (m/s) : 4 (max.)
- Operating temperature : -30 to 85°C

Universal high resolution linear motion displacement sensor according to international standard, very economical. It includes coupling and mounting elements.

Detail Datasheet : [www.megauto.de/en/lso.pdf](http://www.megauto.de/en/lso.pdf)

Type	Output Signal	LSO	SPxB
Resistive	5K $\Omega$ /10K $\Omega$	LSO	SPRB
Voltage	0-10V	LSOB 2410	SPVB
Current	4-20mA	LSOB 2442	SPCB
Electrical stroke (mm)		50 - 900	100 - 1500
Life cycles		~ 30 million	~ 75 million



Detail Datasheet : [www.megauto.de/en/sprb.pdf](http://www.megauto.de/en/sprb.pdf)  
[www.megauto.de/en/spvb.pdf](http://www.megauto.de/en/spvb.pdf)  
[www.megauto.de/en/spcb.pdf](http://www.megauto.de/en/spcb.pdf)

## MTI 18

**Linear Displacement Sensor 18 x 18 mm Pulling rod type, Medium stroke length industrial standard**

## MTR 18



- Very small linear sensor
- Conductive plastic resistive element
- Optional signal conditioner.
- Aluminium housing 18 mm square, plain bearings
- Plug or cable connection
- Accessories like ball joints or couplings
- Preloaded spring return

Detail Datasheet : [www.megauto.de/en/mti18.pdf](http://www.megauto.de/en/mti18.pdf)  
[www.megauto.de/en/mtr18.pdf](http://www.megauto.de/en/mtr18.pdf)

Stroke length	0 - 10 to 0 - 450 (For MTI) 0 - 10 to 0 - 100 (For MTR)
Resolution	Quasi infinite
Linearity tolerance (%)	$\pm 0.1$
Repeatability ( $\mu\text{m}$ )	(typ.) 25 - 50
Power (watt)	3 - 10
Resistance value ( $\Omega$ )	1k / 5k
Mechanical life (strokes)	20 million



## MTC 13

**Linear motion displacement sensor 13 mm & 20 mm Diameter Conductive plastic high resolution, long life**

## MTC20



- 13 mm, 20 mm round housing.
- Conductive plastic resistive element.
- Mini design for limited space.
- Anodised Aluminium Housing.
- Push Pull rod type, plug or cable connection.

Detail Datasheet : [www.megauto.de/en/mtc13.pdf](http://www.megauto.de/en/mtc13.pdf)  
[www.megauto.de/en/mtc20.pdf](http://www.megauto.de/en/mtc20.pdf)

Stroke length	0 - 10 to 0 - 150 (For MTC13) 0 - 10 to 0 - 100 (For MTC20)
Resolution	Quasi infinite
Linearity tolerance (%)	$\pm 0.1$
Repeatability (mm)	$\pm 0.01$
Power (watt)	3 - 10
Operating Speed	5 m/s
Mechanical life (strokes)	25 million











# LinoSense® Small And Medium Stroke Low Cost Linear Motion Displacement Sensors



Small stroke length linear motion displacement sensors are widely used in different industries. Depending on the application they function as real sensors or indicators. The difference between sensors and indicators is only that an indicator does not have the same close tolerances as the sensor but is extremely low cost. In sensors & indicators there is a difference in the linearity tolerance and the repeatability. But in any case the indicator indicates a position whereas a sensor measures the position. The widest range upto a stroke length of 100 mm is available in conductive plastic as a resistance element. In spite of low cost, a reproducibility and a resolution is possible at the sensor between 50 µm and 150 µm. Nobody can expect from these low cost items a mechanical life of more than 20 million strokes. The more expensive types such as the MM types even go upto 20 million shaft movement. Some of them are equipped with internal or external springs to assure a proper spring return of the shaft.


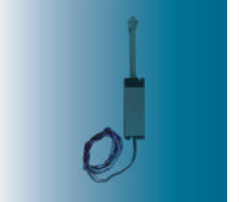
Foil type linear motion displacement sensors are available between 0-50 to 0-500 mm and are used in applications where almost no space is available or complete tightness is required. A purely mechanical wiper finds use even in unusual application.

MM10 / MM30	Linosense Small stroke long life displacement sensor			CLP 13	
	<b>Series</b>	<b>MM10</b>	<b>MM30</b>	<b>CLP13</b>	
	Electrical travel	0 - 8 / 0 - 12 mm	0 - 10 / 0 - 30 mm	0 - 25 / 0 - 100 mm	
	Resolution	element infinite	element infinite	element infinite	
	Linearity tolerance	± 1 %	± 1 %	± 0.5 %	
	Repeatability	(approx.) 50 µm	(approx.) 50 µm	(approx.) 50 µm	
	Life (movements)	20 million	20 million	13 million	
	Resistance range (Ω)	0 - 5k, 0 - 10k	0 - 5k, 0 - 10k	0 - 5k, 0 - 10k	
	Detailed Datasheet	<a href="http://www.megatronsensor.com/">www.megatronsensor.com/</a>	<a href="http://www.megatronsensor.de/mm30">www.megatronsensor.de/mm30.</a>	<a href="http://www.megatronsensor.de/clp13.pdf">www.megatronsensor.de/clp13.pdf</a>	

MLF	Slider type linear fader	MLF												
	<ul style="list-style-type: none"> <li>• Very low cost linear sensor</li> <li>• Plastic housing, plastic shaft</li> <li>• Flange mountable</li> <li>• Usable as displacement indicator with / without integrated spring return</li> <li>• Conductive plastic element</li> </ul> Detailed Datasheet : <a href="http://www.megauto.de/en/mlf.pdf">www.megauto.de/en/mlf.pdf</a>	<table border="1"> <tr> <td>Resistance range (Ω)</td> <td>0-1k, 0-5k, 0-10k</td> </tr> <tr> <td>Resistance tolerance (%)</td> <td>±20</td> </tr> <tr> <td>Linearity tolerance (%)</td> <td>± 1.5</td> </tr> <tr> <td>Power rating (Watt)</td> <td>1</td> </tr> <tr> <td>Electrical travel</td> <td>0-10 ; 0- 20</td> </tr> <tr> <td>Operating life (movements)</td> <td>2 million</td> </tr> </table> 	Resistance range (Ω)	0-1k, 0-5k, 0-10k	Resistance tolerance (%)	±20	Linearity tolerance (%)	± 1.5	Power rating (Watt)	1	Electrical travel	0-10 ; 0- 20	Operating life (movements)	2 million
Resistance range (Ω)	0-1k, 0-5k, 0-10k													
Resistance tolerance (%)	±20													
Linearity tolerance (%)	± 1.5													
Power rating (Watt)	1													
Electrical travel	0-10 ; 0- 20													
Operating life (movements)	2 million													

MKP	Linosense Small Stroke long life spring return displacement sensor	MKTP
	<ul style="list-style-type: none"> <li>• Stroke length 0 -10,0 - 20 mm</li> <li>• Very low cost linear sensor</li> <li>• Plastic housing ,Plastic Shaft</li> <li>• Flange mountable</li> <li>• Usable as displacement indicator with/without integrated spring return.</li> <li>• Conductive plastic element.</li> </ul> Detailed Datasheet : <a href="http://www.megauto.de/mkp.pdf">www.megauto.de/mkp.pdf</a>	<ul style="list-style-type: none"> <li>• Plastic housing ,Plastic Shaft.</li> <li>• Spring return sensor possible.</li> <li>• Stroke length (mm):0-10, 0-25,0-45.</li> <li>• Linearity : ±1%.</li> <li>• Repeatability ± 0.01 mm.</li> <li>• Conductive Plastic Element.</li> <li>• Operation life 5 million movements.</li> </ul> Detailed Datasheet : <a href="http://www.megauto.de/en/mktp.pdf">www.megauto.de/en/mktp.pdf</a> 

PPS	Hall effect contactless linear sensor	MMS
	<ul style="list-style-type: none"> <li>• Plastic housing 20 mm square</li> <li>• Stroke length(mm) - 5,10,20.</li> <li>• Linearity : ±1%.</li> <li>• Easy mounting facility.</li> <li>• Extremely long life.</li> <li>• Analog and PWM output facility.</li> <li>• 12 bit Resolution.</li> </ul> Detailed Datasheet : <a href="http://www.megauto.de/pps.pdf">www.megauto.de/pps.pdf</a>	<ul style="list-style-type: none"> <li>• Metal housing 18 mm square.</li> <li>• Stroke length (mm) - 10, 20, 40.</li> <li>• Independent Linearity : ±1%.</li> <li>• 12 bit Resolution.</li> <li>• Compact size.</li> </ul> Detailed Datasheet : <a href="http://www.megauto.de/en/mms.pdf">www.megauto.de/en/mms.pdf</a> 

LSF	Stepfoil Linear Membrane displacement sensor Small stroke very low cost linear motion spring return displacement sensor	MKS1
	<ul style="list-style-type: none"> <li>• Foil version 0.7 mm with spring loaded wiper.</li> <li>• FR 4 version 2.4 mm with magnet wiper.</li> <li>• Stroke length (mm) - 50, 100, 200, 300, 400.</li> <li>• Flat design self sticking.</li> <li>• Sealed for harsh environment.</li> </ul> Detail datasheet: <a href="http://www.megauto.de/en/lsf.pdf">www.megauto.de/en/lsf.pdf</a>	<ul style="list-style-type: none"> <li>• Metal housing,15X10 mm,robust design.</li> <li>• Spring return sensor.</li> <li>• Stroke length (mm) - 10,25,45....100.</li> <li>• Linearity : ±1%.</li> <li>• Repeatability ± 0.01 mm.</li> <li>• External spring to return.</li> </ul> Detail datasheet : <a href="http://www.megauto.de/en/mks1.pdf">www.megauto.de/en/mks1.pdf</a> 

## SLIP RING - Rotary Transmission of Analog and Digital Signals

Slip rings are used in electrical – mechanical systems where an interruptible current or signal transmission from a static to a rotating object has to be processed. The encapsulated slip rings are integrated into a metal housing, which avoids influence of interfaces. Between 6 and 36 different signals can be transmitted. The special construction of slip rings enlarges the contact surfaces, reduces current noises and improves life time performances. The operational life is depending on the rotating speed, working temperatures, environmental conditions (shock, vibration etc) The slip rings are compatible with data bus protocols, Ethernet, USB, CAN etc. Typical applications for our slip rings are rotary sensors, robotic systems, process control equipment, indexing tables, camera systems etc.

### Slip-ring CA series



Detailed datasheet :  
[www.megauto.de/en/ca6.pdf](http://www.megauto.de/en/ca6.pdf)  
[www.megauto.de/en/ca12.pdf](http://www.megauto.de/en/ca12.pdf)  
[www.megauto.de/en/ca18.pdf](http://www.megauto.de/en/ca18.pdf)  
[www.megauto.de/en/ca24.pdf](http://www.megauto.de/en/ca24.pdf)  
[www.megauto.de/en/ca36.pdf](http://www.megauto.de/en/ca36.pdf)


### Encapsulated Slip Rings with 6, 12, 18, 24 or 36 Circuits Metal Housing, Gold to Gold Contacts, Precision Ball Bearings

Available options:  
 • Protection IP65  
 • Special wiring and connectors  
 • Power rings with 5A and 10A

Application:  
 Indexing tables, CCTV pan and tilt video cameras, aviation, instrument and medical equipment, rotary sensors.

Rotational speed (max.)	250 rpm
Current	2A / Ring
Voltage	240 VAC/DC
Operating life (approx.)	50 Millions
Mechanical rotational angle	360°
Temperature range	-40°C to 85°C
Protection	IP54 or higher

### Slip-ring MI series



Detail datasheet :  
[www.megauto.de/en/mi6.pdf](http://www.megauto.de/en/mi6.pdf)  
[www.megauto.de/en/mi12.pdf](http://www.megauto.de/en/mi12.pdf)  
[www.megauto.de/en/mi24.pdf](http://www.megauto.de/en/mi24.pdf)


### Miniature Slip Ring with 6, 12 or 24 Circuits Metal Housing, Gold to Gold Contacts, Housing Diameter Ø 12.5 mm

Available options:  
 • Protection IP65  
 • Special wiring and connectors  
 • Modified housings

Application:  
 Indexing tables, CCTV pan and tilt video cameras, aviation, instrument and medical equipment, rotary sensors

Rotational speed (max.)	250 rpm
Current	2A / Ring
Voltage	240 VAC/DC
Operating life (approx.)	50 Millions
Mechanical rotational angle	360°
Temperature range	-40°C to 85°C
Protection	IP54 or higher

### Slip Ring CA12X4HAL



Detail datasheet :  
[www.megauto.de/en/ca12h.pdf](http://www.megauto.de/en/ca12h.pdf)

### Special Slip Ring with Axial field - Through Ø7 mm and 12 circuits Metal Housing, Gold to Gold Contacts, coaxial cables, Housing Diameter Ø 25 mm

Available options:  
 • Protection IP65  
 • Special wiring and connectors  
 • Modified housings

Application:  
 Special solution for rotary sensors and small rotating shafts or pipes, feeded through the slip ring.

Rotational speed (max.)	200 rpm
Current	2A / Ring
Voltage	240 VAC/DC
Operating life (approx.)	50 Millions
Mechanical rotational angle	360°
Temperature range	-40°C to 85°C
Protection	IP54 or higher

Agents and Distributors worldwide are available for Technical Information and Quotations

#### European Sales & Technical Support

**MegAuto KG**  
 Am Tummelsgrund 48  
 D 01156 Dresden, Germany.  
 Tel : +49 351 6587894 0 Fax : +49 351 6587894 9  
 Email : [info@megauto.de](mailto:info@megauto.de) / [www.megauto.de](http://www.megauto.de)

#### Worldwide Technical & Marketing Center

**MegAuto International**  
**Div of Consense Sensall Electronics Pvt. Ltd.**  
 32, Electronic Sadan - I, MIDC, Bhosari, Pune - 411026, India.  
 Tel : +91 20 30681190 , +91 20 30626126  
 Email : [mail@megacraft.net](mailto:mail@megacraft.net) / [www.sensall.info](http://www.sensall.info)

#### Manufacturer

**Megacraft Enterprises Pvt Ltd**  
 (An 100% Export Oriented Unit)  
 16, Electronic Sadan - II  
 MIDC, Bhosari, Pune - 411 026, India  
 Tel : +91 20 27120781/ +91 20 30712201  
 Email : [mail@megacraft.net](mailto:mail@megacraft.net)  
 Website: [www.megacraft.net](http://www.megacraft.net)



Everything in Position Sensing ....

